

CT® PATCH PANELS

CT panels complement our CT work area products and offer a feature-rich and flexible patching solution. Flat CT couplers are ordered separately and quickly snap into the black anodized patch panels. This easy snap-in capability lets you custom configure panels to suit your particular application. This modular capability allows custom configuration of panels to suit a variety of applications. Low cost blank couplers are available to fill unused ports, and can be replaced with active couplers when the need arises.

Black anodized aluminum panels can be mounted directly to an EIA standard 19 inch relay rack or cabinet




MODULAR PATCHING



Cutouts allow terminated couplers to pass through panels from front to back or back to front


Couplers can be easily removed from the panel making moves, adds, and changes quick and easy



Oversized panel with additional labeling area also available for applications that require additional labeling space

Technical Tip!

Use optional fiber management tray when mixing copper and fiber in CT panel



For optimum flexibility, the CT Panel accepts a wide variety of CT couplers, including UTP, fiber, and coax

CT Panels are labeled on rear to assist in cable identification while terminating

Siemon offers a wide range of rear cable management products to encompass a wide range of rack sizes and cable routing methods

ORDERING INFORMATION

MODULAR PATCHING

CT® Patch Panels:

CT-PNL-16.....16-port panel,* accepts 8 couplers, 1 RMS



CT-PNL-2424-port panel,* accepts 12 couplers, 2 RMS




CT-PNL-32.....32-port panel,* accepts 16 couplers, 2 RMS




CT-PNL-48.....48-port panel,* accepts 24 couplers, 3 RMS



CT-PNL-64.....64-port panel,* accepts 32 couplers, 4 RMS



CT-PNL-96.....96-port panel,* accepts 48 couplers, 6 RMS



CT-DK Designation Kit:

CT-DKBag of adhesive backed, clear plastic holders with paper designation strips, designed for use with ID oversized CT panels



Peel-off
adhesive strip

Oversized CT Patch Panels:

CT-PNL-16-ID16-port panel,* accepts 8 couplers, 2 RMS



CT-PNL-24-ID24-port panel,* accepts 12 couplers, 3 RMS




CT-PNL-32-ID32-port panel,* accepts 16 couplers, 3 RMS



CT-PNL-48-ID48-port panel,* accepts 24 couplers, 4 RMS



CT-PNL-96-ID96-port panel,* accepts 48 couplers, 7 RMS



*Number of ports when configured with two port CT couplers
Note: 1 RMS = 44.5mm (1.75 in.)

Because we are continuously improving our products, The Siemon Company reserves the right to change specifications and availability without prior notice.
CT® is a trademark of The Siemon Company

For related product information request Spec Sheet(s):

CT Fiber Management Tray (PROD-SS-CTF)
CT 5e Coupler (PROD-SS-CT5)
CT 6 Coupler (PROD-SS-CT6)

The Americas
Watertown, CT USA
Phone (1) 860 945 4200

Europe/Middle East/Africa
Surrey, England
Phone (44) 0 1483 480040

Asia/Pacific
Shanghai, P.R. China
Phone (86) 21 6390 6778

WWW.SIEMON.COM

ISO 9001
CERTIFIED

ISO 14001
CERTIFIED

