

THIS COPY IS PROVIDED ON A RESTRICTED BASIS AND IS NOT TO BE USED IN ANY WAY DETRIMENTAL TO THE INTERESTS OF PANDUIT CORP.


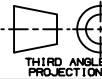
Technical drawing of the G.O.F. Kit Buffer Strippers. The side view shows a length of 5.31 inches [134.9] and a width of 1.71 inches [43.4]. The end view shows a thickness of 0.36 inches [9.1].

PANDUIT P/N	WEIGHT
FBFSP	.114 LB/EA 51.75 g/EA

NOTES:

- SEE CURRENT CATALOG FOR ADDITIONAL PART SUFFIXES TO INDICATE PACKAGE QUANTITY.
- BUFFER STRIPPERS ARE USED TO STRIP 900um BUFFER OFF OF 125um CLADDING.
- DIMENSIONS IN PARENTHESES ARE IN METRIC.
- MINIMUM CUTTING DIAMETER IS 203 MICRONS (.008").

Isometric view of the G.O.F. Kit Buffer Strippers.

G.O.F. KIT BUFFER STRIPPERS 203 MICRON CUSTOMER DRAWING									
 PANDUIT ™ CORP. TINLEY PARK, ILL 60477									
 THIRD ANGLE PROJECTION DRAWN BY JBA					ALL DIMENSIONS ARE GIVEN IN INCHES UNLESS OTHERWISE SPECIFIED.				
					DIMENSIONAL TOLERANCES ARE: (.X) (.XXX) (.XX) ± .125 (0.3) ANGLES REVIEW DRAWING NUMBERS				
1 04-19-05 MYW RELEASED TO PRODUCTION 35560-93					DATE 07-07-97				
REV DATE BY CHK DESCRIPTION ECN - R CUST SUP OTH					CHK'D CEF				
					DRAWING FILENAME D35560EP_DC_00A.prt				
					SCALE NONE				
					PART NO. FBFSP				
					DRAWING NO. 35560-93				
					SIZE A				

THIS COPY IS PROVIDED ON A RESTRICTED BASIS AND IS NOT TO BE USED IN ANY WAY DETRIMENTAL TO THE INTERESTS OF PANDUIT CORP.

PANDUIT P/N	WEIGHT
FBFSP	.114 LB/EA 51.75 g/EA

NOTES:

1. SEE CURRENT CATALOG FOR ADDITIONAL PART SUFFIXES TO INDICATE PACKAGE QUANTITY.
2. BUFFER STRIPPERS ARE USED TO STRIP 900um BUFFER OFF OF 125um CLADDING.
3. DIMENSIONS IN PARENTHESES ARE IN METRIC.
4. MINIMUM CUTTING DIAMETER IS 203 MICRONS (.008").

1	04-19-05	MYW		RELEASED TO PRODUCTION	35560-93				
REV	DATE	BY	CHK	DESCRIPTION	ECN	-	R	CUST	SUP

G.O.F. KIT BUFFER STRIPPERS
203 MICRON
CUSTOMER DRAWING

PANDUIT™
CORP.
TINLEY PARK, ILL 60477

ALL DIMENSIONS ARE GIVEN IN INCHES
UNLESS OTHERWISE SPECIFIED.

DIMENSIONAL TOLERANCES ARE:
(.X) (.XXX)
(.XX) ±.125(0.3) ANGLES

THIRD ANGLE
PROJECTION

DRAWN BY
JBA

DATE
07-07-97

CHK'D
CEF

REVIEW DRAWING NUMBERS

DRAWING FILENAME
D35560EP_DC_00A prt

SCALE
NONE

PART NO.
FBFSP

DRAWING NO.
35560-93

SIZE
A

THIS COPY IS PROVIDED ON A RESTRICTED BASIS AND IS NOT TO BE USED IN ANY WAY DETRIMENTAL TO THE INTERESTS OF PANDUIT CORP.

PANDUIT P/N	WEIGHT
FBFSP	.114 LB/EA 51.75 g/EA

NOTES:

- SEE CURRENT CATALOG FOR ADDITIONAL PART SUFFIXES TO INDICATE PACKAGE QUANTITY.
- BUFFER STRIPPERS ARE USED TO STRIP 900um BUFFER OFF OF 125um CLADDING.
- DIMENSIONS IN PARENTHESES ARE IN METRIC.
- MINIMUM CUTTING DIAMETER IS 203 MICRONS (.008").

										G.O.F. KIT BUFFER STRIPPERS 203 MICRON CUSTOMER DRAWING	
										PANDUIT ™ CORP. TINLEY PARK, ILL 60477	
										 THIRD ANGLE PROJECTION	
										<small>ALL DIMENSIONS ARE GIVEN IN INCHES UNLESS OTHERWISE SPECIFIED.</small> <small>DIMENSIONAL TOLERANCES ARE:</small> <small>(.X) (.XXX)</small> <small>(.XX) ± .125 (0.3) ANGLES</small> <small>REVIEW DRAWING NUMBERS</small>	
										<small>DRAWING FILENAME</small> D35560EP_DC_00A prt <small>SCALE</small> NONE <small>PART NO.</small> FBFSP <small>DRAWING NO.</small> 35560-93 <small>SIZE</small> A	
1	04-19-05	MYW		RELEASED TO PRODUCTION			35560-93			DATE 07-07-97	CHK'D CEF
REV	DATE	BY	CHK	DESCRIPTION			ECN	- R	CUST	SUP	OTH

- THIS COPY IS PROVIDED ON A RESTRICTED BASIS AND IS NOT TO BE USED IN ANY WAY DETRIMENTAL TO THE INTERESTS OF PANDUIT CORP.

PANDUIT P/N	WEIGHT
FBFSP	.114 LB/EA 51.75 g/EA

NOTES:

 1. SEE CURRENT CATALOG FOR ADDITIONAL PART SUFFIXES TO INDICATE PACKAGE QUANTITY.
 2. BUFFER STRIPPERS ARE USED TO STRIP 900um BUFFER OFF OF 125um CLADDING.
 3. DIMENSIONS IN PARENTHESES ARE IN METRIC.
 4. MINIMUM CUTTING DIAMETER IS 203 MICRONS (.008").

1	04-19-05	MYW		RELEASED TO PRODUCTION	35560-93				
REV	DATE	BY	CHK	DESCRIPTION	ECN	-	R	CUST	SUP

G.O.F. KIT BUFFER STRIPPERS
203 MICRON
CUSTOMER DRAWING

PANDUIT™
CORP.
TINLEY PARK, ILL 60477

ALL DIMENSIONS ARE GIVEN IN INCHES UNLESS OTHERWISE SPECIFIED.

DIMENSIONAL TOLERANCES ARE:
(.X) (.XXX)
(.XX) ±.125(0.3) ANGLES

DRAWING FILENAME
D35560EP_DC_00A prt

SCALE
NONE

PART NO.
FBFSP

DRAWING NO.
35560-93

SIZE
A

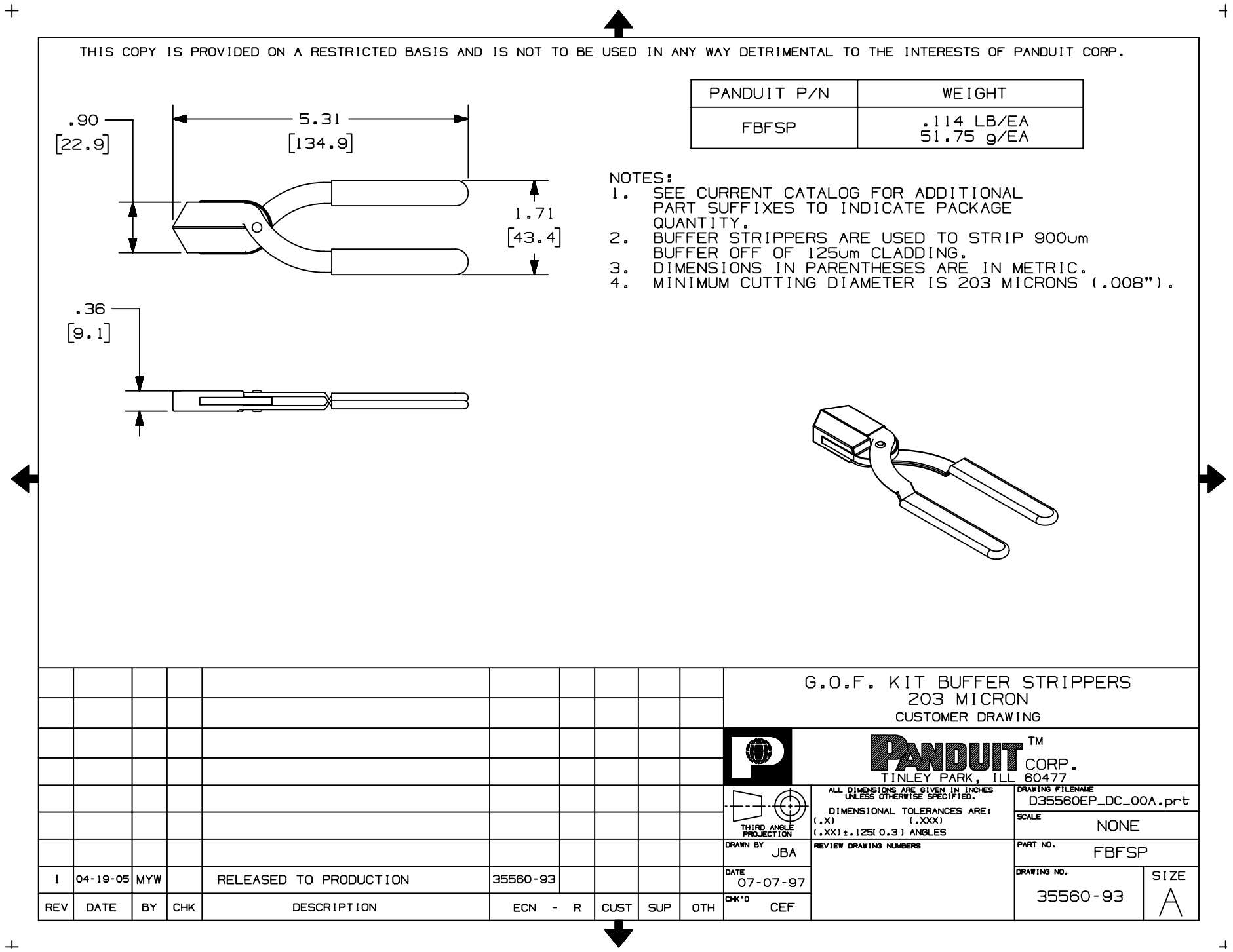
THIRD ANGLE PROJECTION

DRAWN BY
JBA

DATE
07-07-97

CHK'D
CEF

REVIEW DRAWING NUMBERS
-



THIS COPY IS PROVIDED ON A RESTRICTED BASIS AND IS NOT TO BE USED IN ANY WAY DETRIMENTAL TO THE INTERESTS OF PANDUIT CORP.

Technical drawing of the G.O.F. Kit Buffer Strippers. The side view shows a length of 5.31 inches [134.9] and a width of 1.71 inches [43.4]. The end view shows a thickness of 0.36 inches [9.1].

PANDUIT P/N	WEIGHT
FBFSP	.114 LB/EA 51.75 g/EA

NOTES:

- SEE CURRENT CATALOG FOR ADDITIONAL PART SUFFIXES TO INDICATE PACKAGE QUANTITY.
- BUFFER STRIPPERS ARE USED TO STRIP 900um BUFFER OFF OF 125um CLADDING.
- DIMENSIONS IN PARENTHESES ARE IN METRIC.
- MINIMUM CUTTING DIAMETER IS 203 MICRONS (.008").

Isometric view of the G.O.F. Kit Buffer Strippers.

REV	DATE	BY	CHK	DESCRIPTION	ECN	R	CUST	SUP	OTH	CHK'D	DATE	DRAWING NO.	SIZE
1	04-19-05	MYW		RELEASED TO PRODUCTION	35560-93						07-07-97	35560-93	A

G.O.F. KIT BUFFER STRIPPERS
203 MICRON
CUSTOMER DRAWING

PANDUIT™
CORP.
TINLEY PARK, ILL 60477

ALL DIMENSIONS ARE GIVEN IN INCHES
UNLESS OTHERWISE SPECIFIED.

DIMENSIONAL TOLERANCES ARE:
(.X) (.XXX)
(.XX) ±.125 (0.3) ANGLES

REVIEW DRAWING NUMBERS

DRAWN BY JBA

DATE 07-07-97

CHK'D CEF

DRAWING FILENAME D35560EP_DC_00A prt

SCALE NONE

PART NO. FBFSP

DRAWING NO. 35560-93

SIZE A