

ClearLink® Multiband Directional Antenna - Indoor/Outdoor

Model Numbers

- ClearLink-D/698-2.7K/N
(CS03-012-389)

Frequency Range

- 698-960 MHz
- 1710-2700 MHz

Features & Benefits

- Panel Design
- Weather Resistant Radome
- Indoor or Outdoor



Electrical Specifications

Horizontal Beamwidth	See Radiation Patterns Below
Vertical Beamwidth	See Radiation Patterns Below
Gain	7 dBi
Polarization	Vertical, Linear
Impedance	50 Ohm
VSWR	
698-806 MHz	≤ 1.6:1
806-960, 1710-2700 MHz	≤ 1.5:1
PIM	-153 dBc (2 tone x 43 dBm)
Front to Back Ratio	>20 dB
Maximum Input Power	50 Watts Max – 2W typical application
Lightning Protection	Direct Ground

Specifications subject to change without notice.

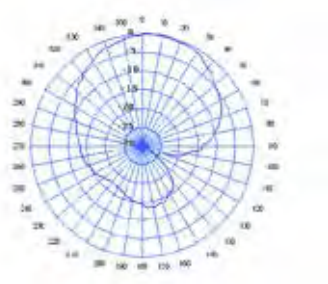
Mechanical Specifications

Case Material	ABS with UV Protection
Operating Temperature Range	-40° C to +70° C
Dimensions	8.19 x 7.00 x 1.72 in.
Weight	1 lb.
Connectors	N-Female
Universal bracket included for additional mounting options (U-bolt compatible)	

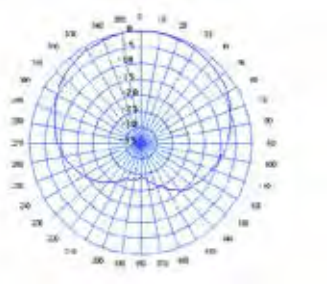
ClearLink® Multiband Directional Antenna - Indoor/Outdoor

Radiation Patterns

700 MHz

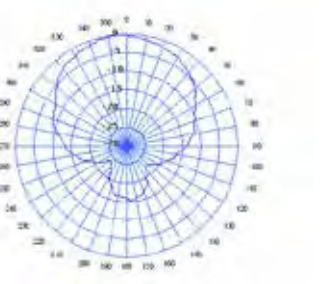


Vertical, 69° Beamwidth

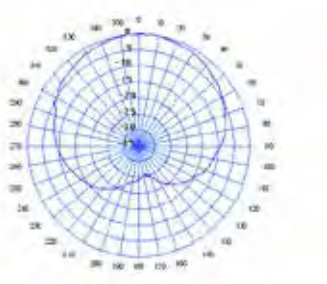


Horizontal, 103° Beamwidth

850 MHz

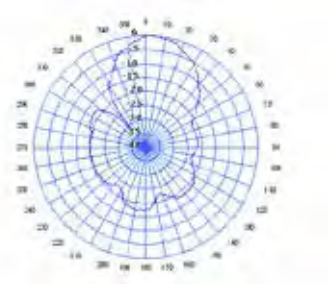


Vertical, 71° Beamwidth

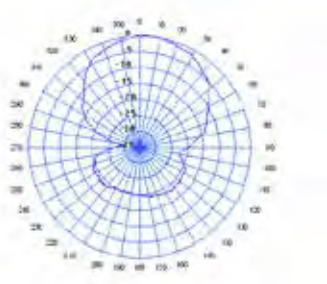


Horizontal, 82° Beamwidth

1900 MHz

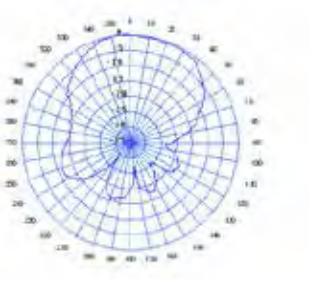


Vertical, 30° Beamwidth

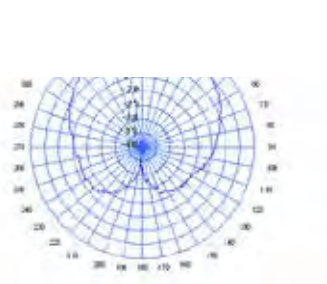


Horizontal, 58° Beamwidth

2100 MHz



Vertical, 72° Beamwidth



Horizontal, 56° Beamwidth

