THIS COPY IS PROVIDED ON A RESTRICTED BASIS AND IS NOT TO BE USED IN ANY WAY DETRIMENTAL TO THE INTERESTS OF PANDUIT CORP.

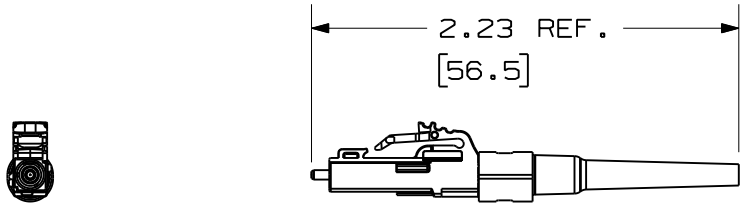

PANDUIT PART NUMBER	FIBER TYPE
FLCSMC5*[1]**[2]	50/125um MULTIMODE
FLCSMC6*[1]**[2]	62.5/125um MULTIMODE
FLCSMCX*[1]**[2]	50/125um OM3 MULTIMODE
FLCSSC*[1]**[2]	9/125um SINGLEMODE

*[1] ALPHA KEY DESIGNATOR (SEE TABLE 2, SHEET 2)
**[2] KEY COLOR DESIGNATOR (SEE TABLE 2, SHEET 2)

NOTES:
1. SEE CATALOG FOR ADDITIONAL PART NUMBER SUFFIXES TO INDICATE COLOR AND/OR PACKAGE QUANTITY.
2. ACCEPTS 50/125um, 62.5/125um, 50/125 OM3 MULTIMODE OR 9/125um SINGLEMODE 900um BUFFERED GLASS OPTICAL FIBER.
3. FULLY COMPLIES WITH THE FIBER OPTIC CONNECTOR PERFORMANCE REQUIREMENTS AS SPECIFIED BY TIA/EIA-568-B.3.
4. MATERIAL:
   BODY/HARDWARE: PLASTIC
   BOOT: THERMOPLASTIC RUBBER
   FERRULE: ZIRCONIA CERAMIC
5. ALL MATERIALS AND COMPONENTS USED MEET THE MATERIAL RESTRICTIONS OF RoHS, (EUROPEAN DIRECTIVE 2002/95/EC ON THE RESTRICTION OF HAZARDOUS SUBSTANCES) AS PROPOSED BY THE RoHS TECHNICAL ADAPTATION COMMITTEE.
6. DIMENSIONS IN BRACKETS ARE METRIC [mm].

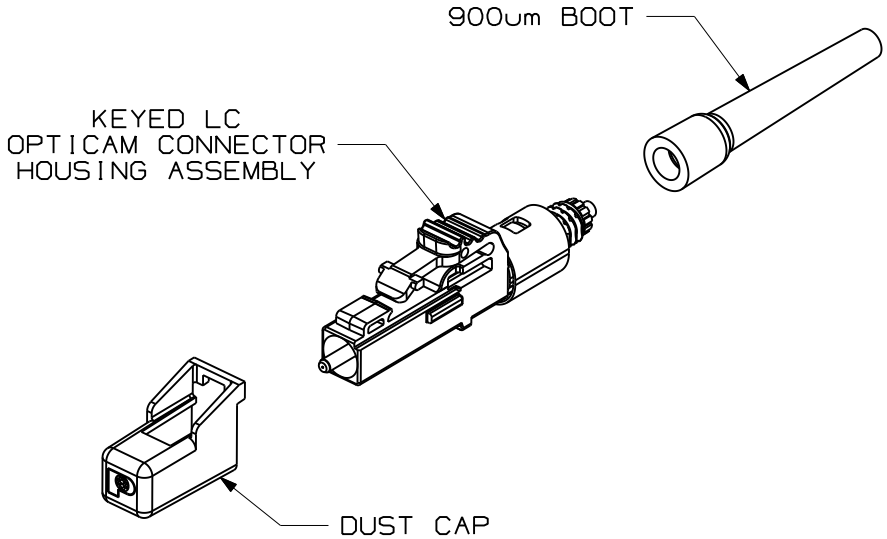

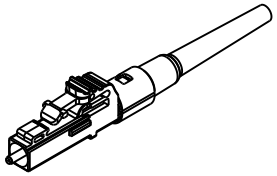

REV	DATE	BY	CHK	DESCRIPTION	ECN - R	CUST	SUP	OTH
1	03-19-08	MC		RELEASED TO PRODUCTION	02759-09			

KEYED OPTICAM SIMPLEX LC CONNECTOR
CUSTOMER DRAWING

PANDUIT™ CORP.
TINLEY PARK, ILL 60477

THIRD ANGLE PROJECTION

ALL DIMENSIONS ARE GIVEN IN INCHES UNLESS OTHERWISE SPECIFIED.
DIMENSIONAL TOLERANCES ARE:
(.X) (.XXX)±.010 [0.3]
(.XX)±.03 [0.8] ANGLES

DRAWN BY: MC
DATE: 12-04-07
CHK'D: PJI
REVIEW DRAWING NUMBERS

DRAWING FILENAME: M02759AB_DC_SIM_00B.prt
SCALE: NONE
PART NO.: SEE SHEET 2
DRAWING NO.: 02759-09 (SHT. 1 of 2)
SIZE: A

THIS COPY IS PROVIDED ON A RESTRICTED BASIS AND IS NOT TO BE USED IN ANY WAY DETRIMENTAL TO THE INTERESTS OF PANDUIT CORP.

TABLE 2 - KEYED LC CONNECTOR PART NUMBER AND HOUSING KEY CONFIGURATIONS					
KEY: -A-	KEY: -B-	KEY: -C-	KEY: -D-	KEY: -E-	KEY: -F-
MULTIMODE CONNECTOR P/N: FLCSMC*ABL	MULTIMODE CONNECTOR P/N: FLCSMC*BRD	MULTIMODE CONNECTOR P/N: FLCSMC*CGR	MULTIMODE CONNECTOR P/N: FLCSMC*DYL	MULTIMODE CONNECTOR P/N: FLCSMC*EOR	MULTIMODE CONNECTOR P/N: FLCSMC*FDB
SINGLEMODE CONNECTOR P/N: FLCSSCABL	SINGLEMODE CONNECTOR P/N: FLCSSCBRD	SINGLEMODE CONNECTOR P/N: FLCSSCCGR	SINGLEMODE CONNECTOR P/N: FLCSSCDYL	SINGLEMODE CONNECTOR P/N: FLCSSCEOR	SINGLEMODE CONNECTOR P/N: FLCSSCFDB
COLOR: BLACK	COLOR: RED	COLOR: GREEN	COLOR: YELLOW	COLOR: ORANGE	COLOR: DARK BLUE
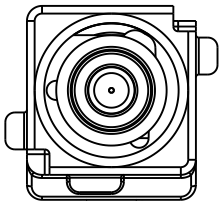	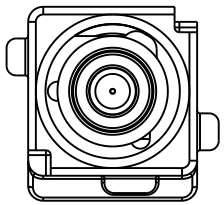	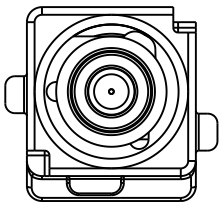	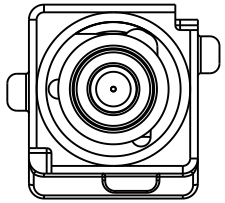	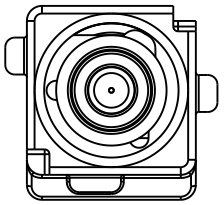	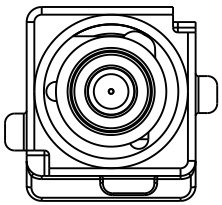

* - DESIGNATES MULTIMODE FIBER TYPE (SEE TABLE 1, SHEET 1)

REV	DATE	BY	CHK	DESCRIPTION	ECN - R	CUST	SUP	OTH
R	03-19-08	MC		RELEASED TO PRODUCTION	02759-09			

KEYED OPTICAM SIMPLEX LC CONNECTOR
CUSTOMER DRAWING

PANDUIT™ CORP.
TINLEY PARK, ILL 60477

THIRD ANGLE PROJECTION

ALL DIMENSIONS ARE GIVEN IN INCHES UNLESS OTHERWISE SPECIFIED.
DIMENSIONAL TOLERANCES ARE:
(.X) (.XXX)±.010 [0.3]
(.XX)±.03 [0.8] ANGLES

DRAWN BY: MC
DATE: 12-04-07
CHK'D: PJI
REVIEW DRAWING NUMBERS

DRAWING FILENAME: M02759AB_DC_SIM_00B.prt
SCALE: NONE
PART NO.: SEE TABLE 2
DRAWING NO.: 02759-09 (SHT. 2 of 2)
SIZE: A