

MODEL:

# SRW18US

## SmartRack® Wall-Mount Rack Enclosure Cabinet



18 Rack Units



250 lb  
Load Rating



Sturdy Steel  
Construction



Locking Doors  
& Side Panels



Hinged Wall  
Bracket



Standard  
19" Rack Width



Convenient  
Cable Access



Adjustable  
Mounting Rails



Ventilated for  
Ample Airflow



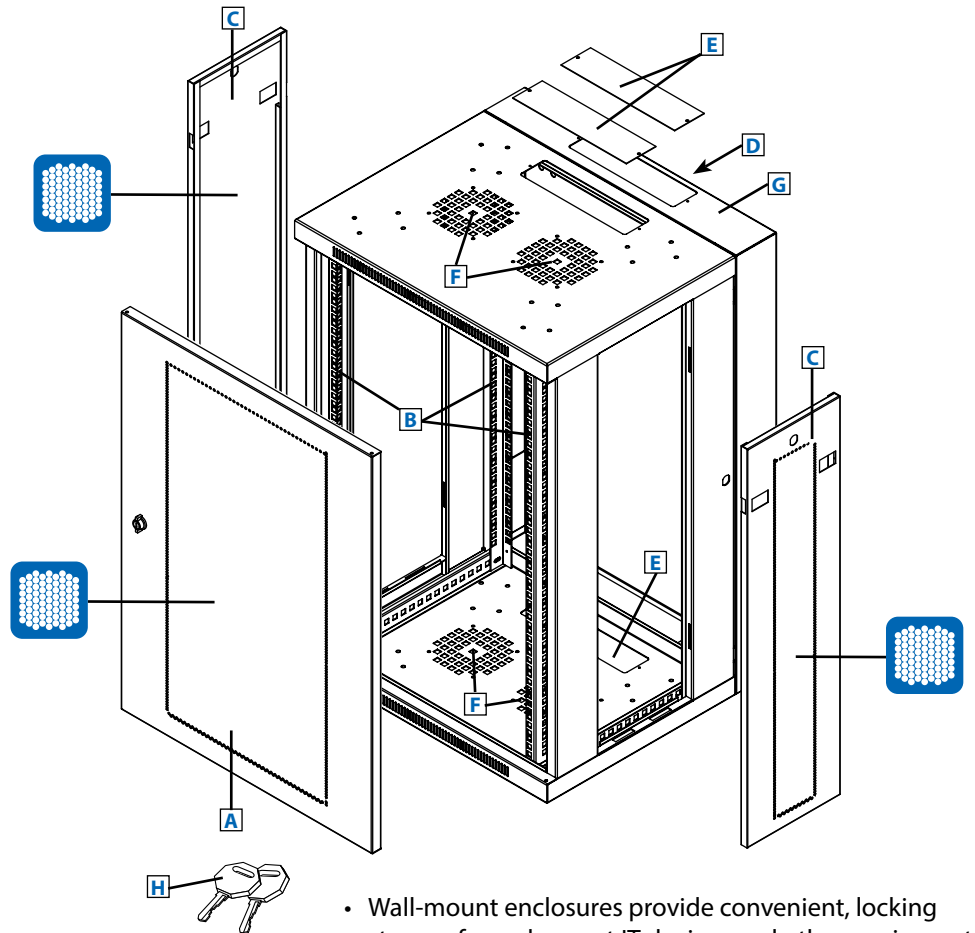
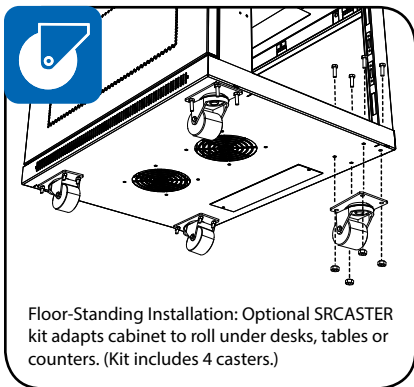
Reversible  
Cabinet



Square Hole  
Mounting

- A** Front Door  
(Lockable/Removable/Reversible)
- B** Adjustable Mounting Rails (4)
- C** Side Panels (2)  
(Lockable/Removable)
- D** Mounting Plate  
(Removable. Includes mounting  
hooks for cabinet.)
- E** Cable Access Port Covers (2)  
(Removable)
- F** Ventilation Fan Ports (4)  
(Support optional SRFANWM fan kit.)
- G** Hinged Wall Bracket
- H** Keys (2)

Also Includes: Owner's manual, mounting plate screws (3), cabinet ground screw, pre-installed front door ground wire and rackmount equipment mounting hardware (46 cage nuts, 46 mounting screws, 46 nylon cup washers).



- Wall-mount enclosures provide convenient, locking storage for rackmount IT devices and other equipment that should be off the floor, out of the way and secure
- The cabinet is fully reversible, allowing installers to change door hinges from left to right by simply rotating the unit 180 degrees before mounting
- Hinged wall bracket allows cabinet to swing away from the wall for convenient access to equipment and cabling

**SEE NEXT PAGE FOR DETAILED UNIT MEASUREMENTS**

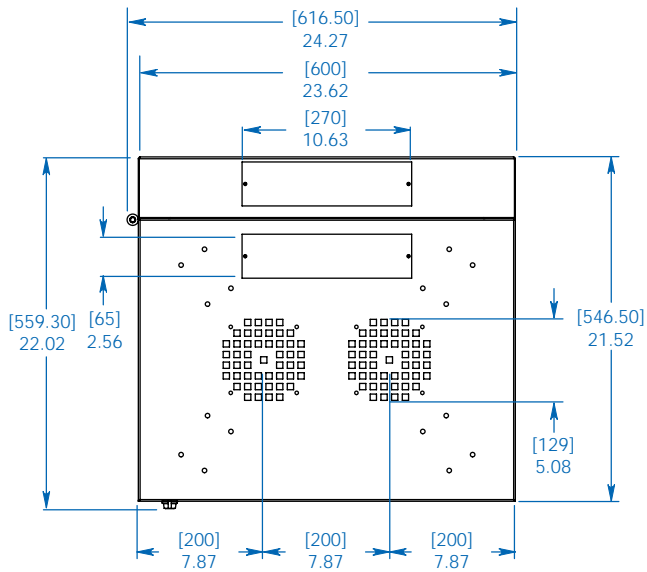
### Specifications

Model	SRW18US
Rack Spaces	18U
Equipment Mounting Depth	Up to 20.5 in (521 mm)
Load Rating*	250 lb (113 kg)
Unit Dimensions (H x W x D)	35.6 x 23.6 x 21.6 in (904.2 x 599.4 x 548.6 mm)
Shipping Dimensions (H x W x D)	41.3 x 25.5 x 23.6 in (1049 x 647.7 x 599.4 mm)
Unit Weight	96 lb (43.5 kg)
Shipping Weight	110 lb (49.9 kg)
Standards	Meets EIA-310-D, IEC 60297-3-100, DIN 41494, NOM, RoHS standards; IP20 Protection Rating

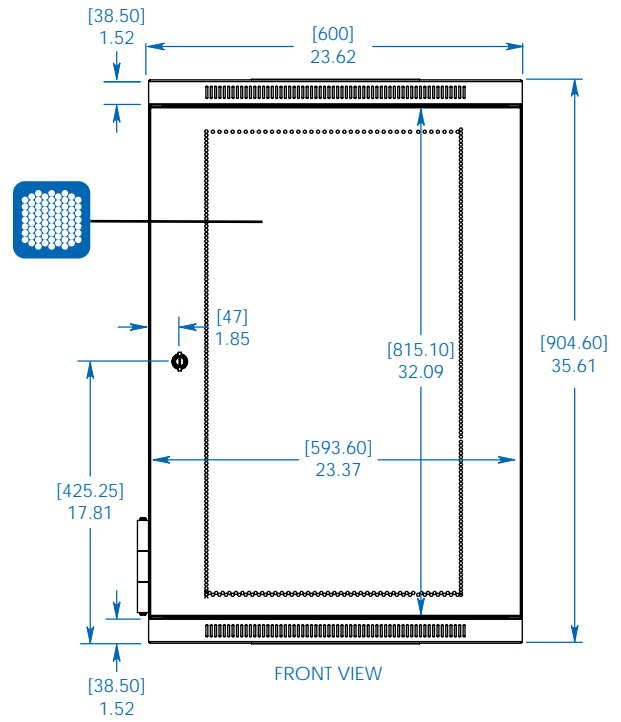
\* The load rating includes the combined weight of the unit and installed equipment. The unit must be mounted to a stable surface with user-supplied anchors capable of bearing the full load. Tripp Lite has a policy of continuous improvement. Specifications are subject to change without notice.



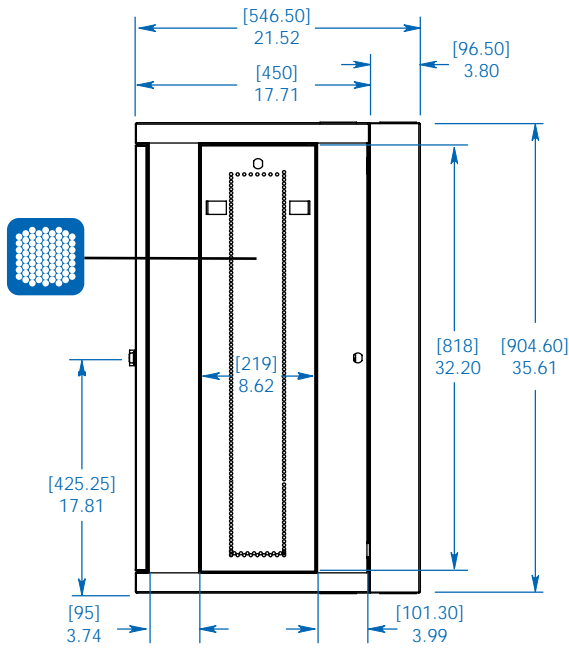
1111 W. 35th Street  
Chicago, IL 60609 USA  
773.869.1234  
www.tripplite.com



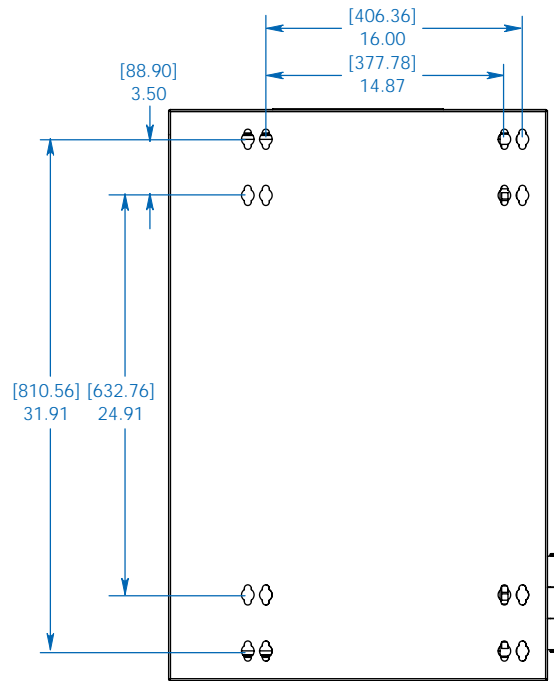
TOP/BOTTOM VIEW



FRONT VIEW



SIDE VIEW

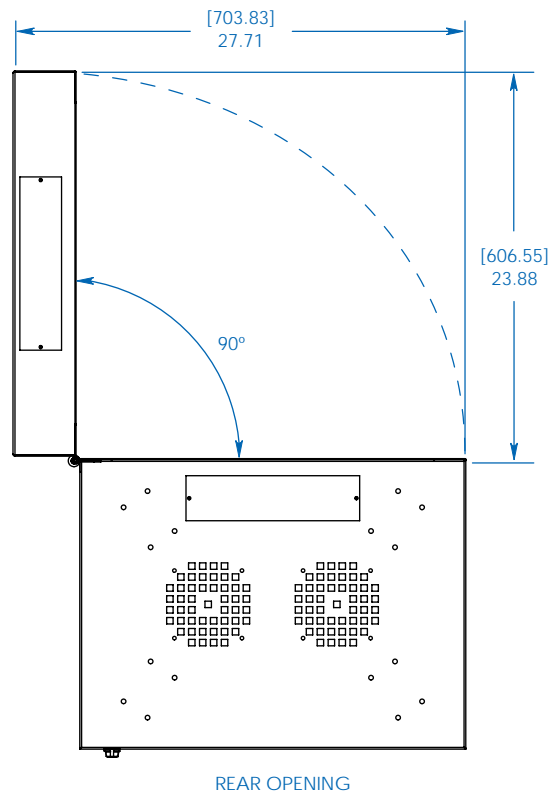
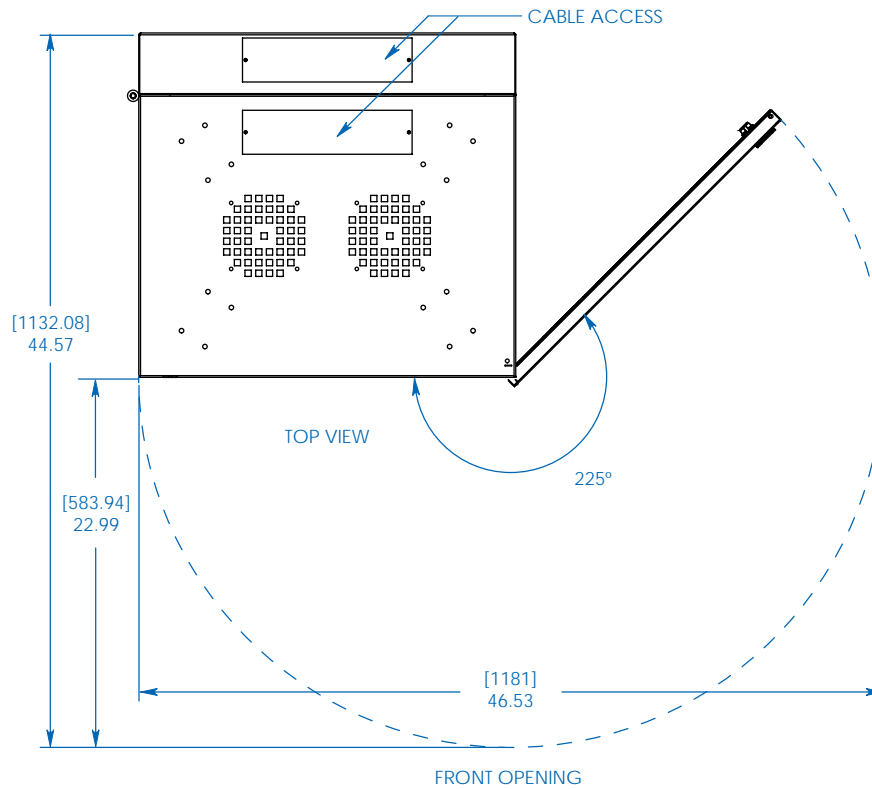


REAR VIEW

Dimensions: [mm] INCHES

Tripp Lite has a policy of continuous improvement. Specifications are subject to change without notice.

MODEL:  
**SRW18US**  
**TRIPP·LITE**



Dimensions: [mm] INCHES

Tripp Lite has a policy of continuous improvement. Specifications are subject to change without notice.

MODEL:  
**SRW18US**  
**TRIPP·LITE**

1111 W. 35th Street  
Chicago, IL 60609 USA  
773.869.1234  
[www.tripplite.com](http://www.tripplite.com)