

# CT® 5e COUPLERS

The engineering innovations used in the design of the CT 5e couplers ensure full-featured end-to-end category 5e connectivity. The couplers feature universal T568A/B wiring and comply fully with all applicable ISO and TIA specifications for all pair combinations.



**PATENTED**

**160 MHz**

Featuring T568A/B wiring with component and channel performance to 160 MHz.

**WORK AREA**

Clear plastic cover protects circuitry from accidental damage

Snap-in color-coding icons are included (red, blue, and matching) allowing users to instantly identify different types of services

Patented compliant pin technology allows use of Siemon's 4-pair impact tool to minimize termination time


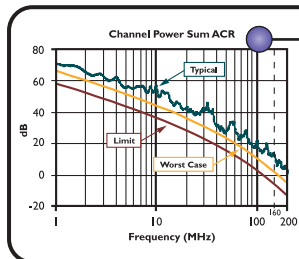
Cable-tie anchor points provide effective strain relief for cables entering from top or bottom of coupler



Angled CT 5e Couplers are available with optional spring doors to protect modular jacks from outside contaminants

## Technical Tip!

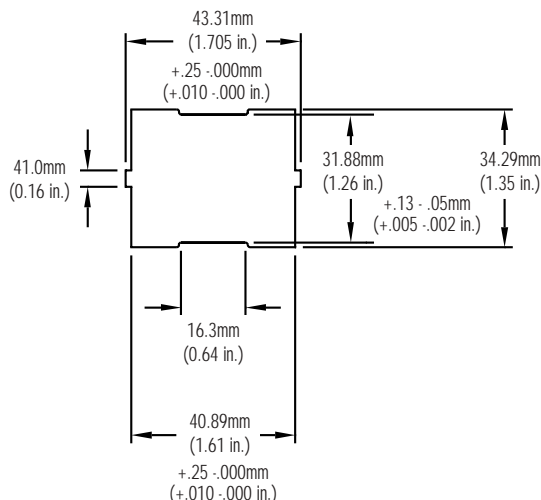
Angled couplers are recommended for work area applications and flat couplers for patch panel applications



Patented "reactive balance" technology provides exceptional category 5e transmission performance

Patented gravity-feed design controls bend radius of mated modular cord. The angled shroud protects the connection point from being physically disturbed

Snap quickly into CT faceplates or patch panels and can be easily removed using a small screwdriver to access terminated cable



Recommended Panel Cutout:  
1.52 ± .08mm or 2.5 ± .08mm  
(.060 ± .003 in. or .100 ± .003 in.) thick

## CT® 5e Couplers:

### Angled Couplers

CT-C5-C5-(XX) .....Angled, double coupler, universal  
T568A/B wiring

CT-C5-(XX) .....Angled, single coupler, universal  
T568A/B wiring

### Flat Couplers

CT-F-C5-C5-(XX) .....Flat, double coupler, universal  
T568A/B wiring

CT-F-C5-(XX) .....Flat, single coupler, universal  
T568A/B wiring



Use (XX) to specify color: 01=black, 02=white, 04=gray, 20=ivory, 80=light ivory, 82=alpine white  
Add "-D" for spring door option (Angled version only)

ⓑ Add "B" to end of part number for bulk pack of 100 couplers

(Bulk option includes couplers and icons only — termination caps and cable ties are available separately)

Couplers include one color-matching icon (clear for black);

2 termination caps; and one cable tie per port, plus one red and one blue icon

## Accessories:

CT-ICON-(XX) .....25 colored icon tabs for couplers  
(phone on one side, computer on reverse)

TAB-(XX) .....25 colored blank tabs for couplers

Use (XX) to specify color: 00=clear (TAB-XX only), 01=black, 02=white, 03=red, 04=gray, 05=yellow, 06=blue, 07=green, 08=violet, 09=orange, 20=ivory, 25=bright white, 60=brown, 80=light ivory

ⓑ Add "B" for bulk pack of 100 icons or tabs

Because we are continuously improving our products, The Siemon Company reserves the right to change specifications and availability without prior notice.

CT® and S110® are trademarks of The Siemon Company

CT-ICON-LBL\* .....10 label sheets for clear tabs that will fit any standard 8.5 x 11 printer, 168 labels per sheet

S110-TC-2P .....2-pair S110® termination caps, bag of 500

TW-4 .....102mm (4 in.) cable tie (bag of 1000)

\*Visit our web site or contact our Technical Support Department for labeling software

## For related product information request Spec Sheet(s):

CT Faceplates (PROD-SS-CFP)

CT Patch Panel (PROD-SS-CTP)

CT 6 Couplers (PROD-SS-CT6)

Termination Tools (PROD-SS-S78)

### The Americas

Watertown, CT USA  
Phone (1) 860 945 4200

### Europe/Middle East/Africa

Surrey, England  
Phone (44) 0 1483 480040

### Asia/Pacific

Shanghai, P.R. China  
Phone (86) 21 6390 6778