

HORN LOUDSPEAKERS



Bogen's Horn Loudspeakers offer high efficiency and excellent intelligibility. Rotary switch-selected power taps make installation quick and easy. SPT and BDT models are compatible with 70V and 25V paging systems, SP models are 8-ohm versions. The KFLDS30T is a 70V/25V wide dispersion, high-intelligibility, reentrant type loudspeaker. The IH8A is a paging horn.

Product Features:

- Maximum speaker power capacities of 7.5, 15, and 30 watts
- Rotary switch-selected power taps on transformer models
- Constant voltage (70V/25V) and 8-ohm versions (KFLDS30T and BDT30A are 70V/25V only)
- Tilt & swivel base for easy positioning
- Sturdy, all-metal construction with mocha enamel finish (KFLDS30T horn flare is constructed of polycarbonate)
- Weatherproof design
- Twin reentrant horns for bi-directional projection (BDT30A only)
- KFLDS30T provides wide-angle projection with a rotatable horn flare

* For style only, product is larger

* Some assembly required



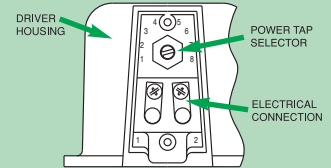
KFLDS30T



IH8A

Special Protection

The SPT15A, SPT30A, BDT30A and KFLDS30T use a cast aluminum end bell specially designed to make them weatherproof. A rotary selector switch is used to set the specific power tap for the speaker. This switch's entry into the end bell is sealed by a special mounting nut with an integral O-ring. A removable plastic panel protects both the rotary switch and the electrical connections. This panel provides a narrow opening for the speaker wires to exit, reducing the chance of water infiltration.



Tilt & Swivel Base

Bogen's 15- and 30-watt horns include a unique and easy-to-use tilt and swivel mounting base that provides nearly 180 degrees of tilt and a full 360 degrees of swivel. A single wing nut locks in the angle of the speaker. Loosening the wing nut frees the speaker in each rotational axis, making it fast and easy to precisely aim the speakers where the sound is needed. The base provides three holes for screw mounting and a slot to allow strapping the speakers to beams. The actual mounting base can easily be removed so that the base can be installed separately. The speakers can then be attached to the bases at a later time.

Model	Max Power Capacity (Watts)	Frequency Response	Sensitivity (dBspl, 1W @ 4ft.)	Max Sound Level (dBspl, full power @ 4ft.)	Power Taps (Watts)		Low-Impedance 8-ohm	Dispersion Angle (degrees)	Connection	Dimensions	Product Weight
					70V	25V					
SPT5A	7.5	250 Hz-14 kHz	96	105	7.5, 5, 2.5, 1.25, 0.65	1, 0.62, 0.31	No	120°	Wire Lead	6" dia. x 4" D	1.5lb.
SP58A					N/A	N/A	Yes				
SPT15A	15	275 Hz-14 kHz	109	121	15, 7.5, 3.8, 1.8, 0.9	15, 7.5, 1.8, 0.94, 0.46	No	110°	Screw Terminal	9" dia. x 9-1/4" D	4 lb.
SP158A					N/A	N/A	Yes				3 lb.
SPT30A	30	225 Hz-14 kHz	110	125	30, 15, 7.5, 3.7, 1.8	15, 7.5, 3.7, 1.8	No	100°	Screw Terminal	11" dia. x 10-1/2" D	6 lb.
SP308A					N/A	N/A	Yes				5 lb.
BDT30A	30	225 Hz-14 kHz	106**	121**	30, 15, 7.5, 3.7, 1.8	15, 7.5, 3.7, 1.8	No	100°**	Screw Terminal	9-5/8" dia. x 12-1/8" D**	7 lb.
IH8A	15	350 Hz-14 kHz	108	120	N/A	N/A	Yes	130°	Wire Lead	6-1/4" dia. x 6" D	2.5lb.
KFLDS30T	30	300 Hz-12 kHz	104	119	30, 15, 7.5, 3.7, 1.8	15, 7.5, 3.7, 1.8, 0.9, 0.5, 0.25	No	70° (Vert.) x 95° (Horiz.)	Screw Terminal	14-3/8" W x 8-1/4" H x 12-7/8" D	6 lb.

** Each Horn

Accessories



BC1
Beam Clamp



TCSPT1
Terminal Cover for Conduit
(For BDT30A, KFLDS30T, SP158A, SP308A, SPT15A, & SPT30A)



HSES10
Horn Speaker Electrical Box Strap (pack of 10)
(Not for SP58A & SPT5A)

EASY DESIGN™ SPEAKERS



See pages 17-21
for Easy Design.

Dimensions	Product Weight
13" dia. x 3-1/4" D	3 lb.

Ceiling Speaker CS1EZ

Bogen's **CS1EZ** is a pre-assembled ceiling speaker comprised of an 8" cone speaker and steel ceiling grille painted with enamel. The CS1EZ includes a volume control knob and rear-mounted screw terminal board for easier electrical connection.

Product Features:

- 1-watt, single-tap design
- Screw terminal connections for fast installation
- Designed for 70V amplifier output
- 8" cone speaker for excellent audio quality
- Heavy-duty, wire-wound volume control with knob
- 50 Hz-12 kHz frequency response
- 95 dBspl @ 4 ft. /1W input sensitivity
- Off-white finish

Horn Loudspeakers HS7EZ, HS15EZ, HS30EZ

Bogen's line of **Easy Design Horn Loudspeakers** are made of weatherproof all-metal construction, thereby making them ideal for both indoor and outdoor use in industrial plants, warehouses, schools, construction sites, and recreational areas. All models come with swivel and tilt mounting bases for greater flexibility in setting the angle of projection.

Product Features:

- 7.5-, 15-, and 30-watt models
- Single-tap design
- HS7EZ features 12" lead wire for electrical connections
- HS15EZ and HS30EZ feature screw terminal connections for fast installation
- Designed for 70V amplifier outputs
- Weatherproof design
- Stepped attenuator volume control
- Tilt and swivel mounting base for flexibility in coverage
- Textured mocha enamel



Model	Frequency Response	Sensitivity	Dispersion	Dimensions	Product Weight
HS7EZ	250 Hz - 14 kHz	105 dBspl (4 ft./7.5W) input (@1 kHz)	120°	6" dia. x 4" D	2 lb.
HS15EZ	275 Hz - 14 kHz	121 dBspl (4 ft./15W) input (@1 kHz)	110°	9" dia. x 9-1/4" D	4 lb.
HS30EZ	225 Hz - 14 kHz	125 dBspl (4 ft./30W) input (@1 kHz)	100°	11" dia. x 10-1/2" D	6 lb.

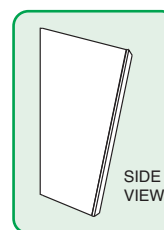
See pages 17-21
for Easy Design.

Wall Baffle Speaker WB1EZ

The **WB1EZ** comes pre-assembled with an 8" cone speaker enclosed in a simulated walnut-finished wooden enclosure with a black grille cloth on front and a recessed volume control.

Product Features:

- 1-watt, single-tap design
- Screw terminal connections for fast installation
- Designed for 70V amplifier output
- 8" cone speaker for excellent audio quality
- Recessed volume control
- Designed for easy wall-mount installation; face has 13.5 degree downward angle
- 50 Hz-12 kHz frequency response
- 95 dBspl @ 4ft./1W input sensitivity



See pages 17-21
for Easy Design.

Dimensions	Product Weight
9-1/2" W x 9-1/2" H x 5-1/4" D (3-1/4" D @ bottom)	4 lb.

Accessories



BC1
Beam Clamp
(for HS-EZs)



TB8
Tile Bridge
(for CS1EZ)




RE84
Ceiling Enclosure
(for CS1EZ)



MR8
Mounting Ring
(for CS1EZ)



TCSPT1
Terminal Cover
for Conduit
(for HS15EZ and HS30EZ)



HSES10
Horn Speaker
Electrical Box Strap
(Pack of 10)
(for HS15EZ and HS30EZ)

SELF-AMPLIFIED METAL HORN SPEAKERS

Traditional Metal Horn Speakers

AH5A^(5W) ^{CURRENT UNITS} **-6**, **AH15A**^(15W) ^{CURRENT UNITS} **-18**

The AH5A and AH15A Metal Horn Speakers are rugged, self-contained amplified paging horn assemblies that can be used for high noise paging areas indoors as well as for outdoor use. Their sturdy, weatherproof, all-metal construction allows them to withstand any environment while continuing to provide excellent audio intelligibility for paging and background music.



AH5A



AH15A

Product Features:

- 5- and 15-watt models with built-in amplifiers
- Screwdriver-adjustable volume controls
- Universal tilt-and-swivel mount
- Banding slots easily secure horns to beams and pillars
- 4-conductor, color-coded cable for quick connections to audio and power sources
- Plastic cover protects volume control and provides cable strain relief
- Self-aligning, field-replaceable diaphragm
- Weatherproof, all-aluminum housing
- Speaker and brackets have textured mocha enamel finish
- 110° dispersion pattern

Dimensions	Product Weight
9" dia. x 9-1/4" "D	4 lb. each

See page 30
to select a
Power Supply.

Accessories



BC1
Beam Clamp



TCSPT1
Terminal Cover
for Conduit



HSES10
Horn Speaker
Electrical Box
Strap
(Pack of 10)

Determine Speaker Quantity

Use the chart for the speaker you will use (AH5A or AH15A):

1. Choose the level of ambient noise in the area to be covered.
2. Locate the area's square footage.
3. Where these two measurements meet are two numbers. The number in **GREEN** is the number of speakers required. The number in **RED** is the number of Current Units (CU) needed for that many speakers. (You may need to increase the number of speakers in areas where large objects or shelving project into the coverage area, blocking sound.)

Current Units (min.) = Number in RED

AH5A



HORN QTY. & MIN. CURRENT UNITS (CU) BASED ON AMBIENT NOISE		SIZE OF AREA TO BE COVERED (THOUSANDS OF SQUARE FEET)																			
		5	10	15	20	25	30	35	40	45	50	55	60	65	70	75	80	85	90	95	100
55-65 dB Low Noise – speech is easy	HORNS	1	1	2	2	3	3	4	4	5	5	6	6	7	7	8	8	9	9	10	10
	CU	6	6	12	12	18	18	24	24	30	30	36	36	42	42	48	48	54	54	60	60
65-75 dB Medium Noise – must raise voice to be heard	HORNS	1	2	3	4	5	5	6	7	8	9	10	10	11	12	13	14	15	15	16	17
	CU	6	12	18	24	30	30	36	42	48	54	60	60	66	72	78	84	90	90	96	102

AH15A



HORN QTY. & MIN. CURRENT UNITS (CU) BASED ON AMBIENT NOISE		SIZE OF AREA TO BE COVERED (THOUSANDS OF SQUARE FEET)																			
		5	10	15	20	25	30	35	40	45	50	55	60	65	70	75	80	85	90	95	100
75-85 dB High Noise – speech is difficult	HORNS	1	2	3	4	5	5	6	7	8	9	10	10	11	12	13	14	15	15	16	17
	CU	18	36	54	72	90	90	108	126	144	162	180	180	198	216	234	252	270	270	288	306
85-95 dB Very High Noise – speech almost impossible	HORNS	2	4	6	8	10	12	14	16	18	20	22	24	26	28	30	32	34	36	38	40
	CU	36	72	108	144	180	216	252	288	324	360	396	432	468	504	540	576	612	648	684	720

PRODUCT ACCESSORIES

AMPLIFIERS

Model #	Accessory Description	Associated Model(s)	Dimensions	Prod. Wt.	Page #
GSRVC	Remote Volume Control	Gold Seal Series Amps	2-3/4" W x 4-1/2" H x 1-3/8" D	2 oz.	41
GSTRC	Gold Seal Series Security Cover	Gold Seal Series Amps	14-3/4" W x 3-1/2" H x 1" D	5 oz.	41
MA3	Module Adapter	D-Series, WMA, DPA Amps	Works with advanced modules	1 lb.	39
PVMC	Power Vector Module Cover	V-Series Amps, M-Class, VMIX	1-1/2" W x 3-1/8" H x 3/8" D	1 oz.	38, 45, 48
PVSC	Power Vector Security Cover	V-Series Amps, VMIX	15-1/2" W x 3-1/8" H x 1/2" D	2 oz.	38, 48
RVCP	Remote Volume Control Panel	V- & WV-Series Amps, VMIX	1-3/4" W x 4" H	2 oz.	38, 40, 48
TL100	1:1 Ratio Plug-In Transformer	BPA60/HTA125A/HTA250A	1" dia. x 1-1/4" D	1 oz.	46
TL600	Plug-In: 600-ohm Transformer	BPA60/HTA125A/HTA250A	1" dia. x 1-1/4" D	1 oz.	46



MOUNTING / RIGGING KITS

Model #	Accessory Description	Associated Model(s)	Dimensions	Prod. Wt.	Page #
108-2120	Yoke Assembly	AMT-12	24-1/2" W x 12" H x 3" D	7 lb.	1
108-2150	Yoke Assembly	AMT-15	27-1/4" W x 13" H x 3" D	8 lb.	1
109-2140	Rigging Beam Assembly	AMT Series	22" W x 3" H x 2" D	15 lb.	1
109-2151	Rigging Kit	AMT Series	10" W x 1-1/2" H x 1/4" D	2 lb.	1
ATS70GB	Tripod Speaker Stand	AMT Series, BP-Series	H: 50"-77"; Base dia.: 40"	6 lb.	1
BBF	Back Box for Flush Mounting	WV-Series	14-1/2" W x 24-3/4" H x 3-7/8" D	12 lb.	40
BBS	Back Box for Surface Mounting	WV-Series	16-1/4" W x 26-3/4" H x 3-7/8" D	16 lb.	40
BC1	Beam Clamp	Horn Loudspeakers	2-1/8" W x 2" H x 3/4" D	6 oz.	13, 16, 26, 28
CK10	Cable Kit (Silver)	HFCS1/OCS1/OPS1/HFSF1/CSUB/MPS1/MPS2	10 feet long	4 oz.	2, 6, 7
CK10B	Cable Kit (Black)	OPS1B/MPS1B/MPS2B	10 feet long	4 oz.	2, 6
CK10W	Cable Kit (Off-White)	OPS1W/MPS1W/MPS2W	10 feet long	4 oz.	2, 6
GSRPK	Rack Kit	Gold Seal Series Amps	1-1/4" W x 3-1/2" H x 10-1/4" D	2 lb.	41
HSES10	Horn Speaker Electrical Box Strap	Horn Speakers**	1/2" W x 5-1/2" long	3 oz.	13, 16, 28
MR8	Mounting Ring	S86, S810, CS1EZ, ASWG1/DK	12" dia. x 3/4" D	15 lb.*	11, 16, 23
RE84	Round Enclosure	S86, S810, CS1EZ, ASWG1/DK	12-1/4" dia. x 4-1/2" D	24 lb.*	11, 16, 23
RK78	Rack Panel Kit	CDR1	19" W x 3-1/2" H x 7" D	3 lb.	57
RMPWMK3	Remote Panel Mounting Kit	PM3180	9-1/8" W x 4-3/4" H x 3/4" D	2 lb.	47
RPK35B	Rack Panel Kit	C10/C20/CAM2	19" W x 3-1/2" H x 6-1/2" D	3 lb.	42, 50
RPK50	Rack Mount Kit	C35/C60/C100	2-1/2" W x 3-1/2" H x 2-1/8" D	10 oz.	42
RPK53	Rack Mount Kit	BPA60	2" W x 3-1/2" H x 1" D	7 oz.	46
RPK79	Rack Mount Kit	PM3180	1" W x 5-1/4" H x 3-1/2" D	14 oz.	47
RPK82	Rack Mount Kit	TPU35B/60B/100B	3" W x 8-3/4" H	14 oz.	43
RPK84	Rack Mount Kit	PCM2000	7" W x 8" H	2 lb.	35
RPK86	Rear Rack Support Brackets	M-Class/Black Max Amplifiers	3-3/4" W x 3-1/2" H	7 oz.	44, 45
RPK87	Rack Mount Kit	V-Series, VMIX	1" W x 3-1/2" H x 3-3/4" D	1 lb.	38, 48
RPK88	Rack Mount Kit	PCM2000	19" W x 10-1/2" H x 2" D	3 lb.	35
RPK89	Rack Mount Kit (Single)	UDR800	2 Pieces; 1 Rack Space	6 oz.	58
RPK90	Rack Mount Kit (Double)	UDR800	3 Pieces; 1 Rack Space	4 oz.	58
RPK91	Rack Mount Kit	TAMB2/TAMB2PS	2 Pieces; 1 Rack Space	7 oz.	32
RPK93	Rack Mount Kit	CC-Series	1-1/4" W x 3-1/2" H x 8-1/4" D	2 lb.	37
RPKUT11	Rack Mount Kit/Security Cover	UT11	19" W x 5-1/4" H x 2-3/8" D	2 lb.	31
SMTB	Tile Bridge for Easy Install Speakers	ASM1, SM1EZ/SM4T	4-3/8" W x 1-1/4" H x 23-3/4" D	5 lb.*	15, 24
TB8	Tile Bridge	S86, S810, CS1EZ, ASWG1/DK	23-3/4" W x 3/4" H x 14-1/2" D	17 lb.*	11, 16, 23
TBCR	Tile Bridge Support Ring	HFCS1/OCS1	17" W x 1-1/8" H x 24" D	2 lb.	2, 6
TBSF	Tile Bridge	HFSF1, SEC4T	10" W x 1/2" H x 24" D	14 oz.	7, 11
TCSPT1	Terminal Cover for Conduit	Horn Speakers***	1-3/4" W x 3" H x 1-1/4" D	2 oz.	13, 16, 28
TMA812	Tilt Mount Adapter	A12 & A8	7" W x 4-3/4" H x 4-1/2" D	2 lb.	5
WMAD	Door for WV-Series Amps	WV-Series	16-1/4" W x 26-3/4" H x 1" D	9 lb.	40
WMK1	Wall Mounting Kit	C10/C20/CAM2	14-1/2" W x 16" H x 4" D	10 lb.	42, 50



*Weight based on per carton. Check with Bogen for quantity per carton.

**Horn Speakers: AH5A, AH15A, BDT30A, HS15EZ, HS30EZ, IH8A, KFLDS30T, SP158A, SP308A, SPT15A, & SPT30A.

***Horn Speakers: AH5A, AH15A, BDT30A, HS15EZ, HS30EZ, KFLDS30T, SP158A, SP308A, SPT15A, & SPT30A.