

Motor bells



10" BELL



6" BELL


RSSP REMOTE
PLATE

Description

The Wheelock MB motor bells provide a specifically designed motor bell for fire and life safety alarm systems. The Wheelock MB bells include higher dBA, low current draw, built-in trimplate for semi-flush mounting, low frequency aluminum shells, and low RFI noise. The motor for MB bells is a durable, high-torque permanent magnet motor selected for its high performance and long life.


These DC vibrating MB motor bells are offered in 6" and 10" shell sizes in both 12 and 24 VDC models.

The RSSP Sync/Non-Sync retrofit plates are used in conjunction with the MB motor bell when combination appliances are required. The RSSP retrofit plates are available with either multi-candela or single candela strobes and easily mount to a 4" square or Wheelock SBL-2 backbox. All RSSP strobe appliances meet or exceed the requirements of NFPA 72 (National Fire Alarm Code), ANSI 117.1 (American National Standard for Accessible and Usable Buildings and Facilities), ADA (Americans with Disabilities Act) and UL Standard 1971 (Signaling Devices for the Hearing Impaired).

The RSSP retrofit plates may be synchronized when installed with the Wheelock Series DSM, Sync Modules or Wheelock Power Supplies with Wheelock patented sync protocol. Wheelock synchronized strobes offer an easy way to comply with ADA requirements concerning photo-sensitive epilepsy.

Features & benefits

- Meets OSHA 29 Part 1910.165
- High sound output with low current draw
- Low frequency aluminum shells for better audibility through walls, doors and other structures
- 6" and 10" shell sizes in 12 or 24 VDC models
- Integral RFI suppression to minimize included noise on the NAC circuit
- Mounting options for surface, semi-flush, outdoor, and concealed conduit installation
- Built-in trimplate makes semi-flush mounting simpler and less expensive
- Screw terminals permit fast in-out field wiring of #12 to #18 AWG wire
- Polarized for DC supervision of NAC circuits
- Operates on filtered or unfiltered DC
- For combined audible (bell) and visual signaling, convenient retrofit plate assemblies are available with Multi-Candela or Single candela strobes (Refer to Fire Alarm Products Catalog for Series RSSP Sync/Non-Sync Strobes specifications and technical information)

Note: All CAUTIONS and WARNINGS are identified by the symbol . All warnings are printed in bold capital letters.

WARNING

PLEASE READ THESE SPECIFICATIONS AND ASSOCIATED INSTALLATION INSTRUCTIONS CAREFULLY BEFORE USING, SPECIFYING OR APPLYING THIS PRODUCT. FAILURE TO COMPLY WITH ANY OF THESE INSTRUCTIONS, CAUTIONS OR WARNINGS COULD RESULT IN IMPROPER APPLICATION, INSTALLATION AND/OR OPERATION OF THESE PRODUCTS IN AN EMERGENCY SITUATION, WHICH COULD RESULT IN PROPERTY DAMAGE, AND SERIOUS INJURY OR DEATH TO YOU AND/OR OTHERS.

Approvals & compliances

- Approvals include: UL Standard 464, Factory Mutual (FM), California State Fire Marshal (CSFM), New York (MEA) and Chicago (BFP)
- Meets OSHA 29 Part 1910.165

Drawings

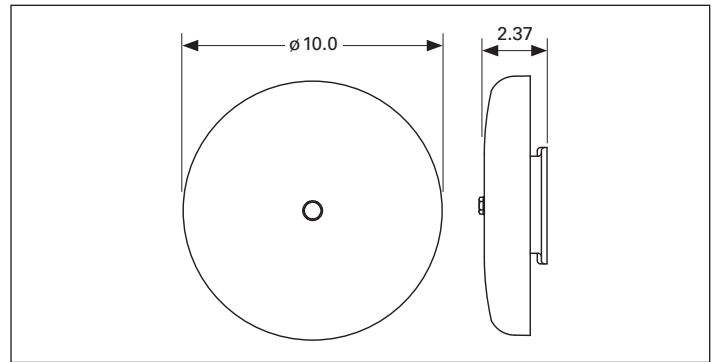


Figure 1. MB-G10 front and side views

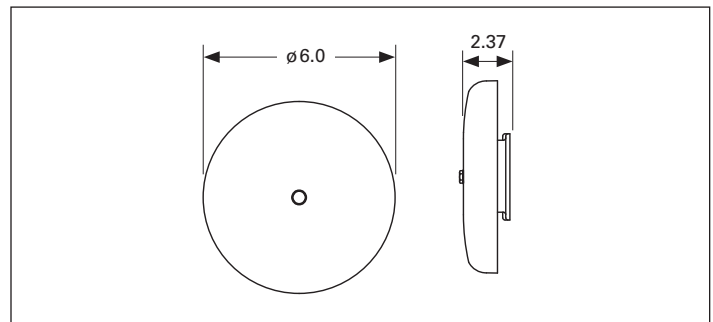


Figure 2. MB-G6 front and side views

Table 1. Specifications and ordering information: MB models

Model Number	Order Code	Shell Size	Input Voltage (VDC)	Average RMS Current	UL Max ^①	dBA @ 10 ft.	Mounting Options
MB-G6-12-R	3942	6"	12	0.060	0.090	92	D, E, J, K, N, O, P, R, S
MB-G6-12-S	4221	6"	12	0.060	0.090		
MB-G6-24-R	3941	6"	24	0.030	0.040		
MB-G6-24-S	4222	6"	24	0.030	0.040		
MB-G10-12-R	3944	10"	12	0.060	0.090		
MB-G10-12-S	4223	10"	12	0.060	0.090		
MB-G10-24-R	3943	10"	24	0.030	0.040		
MB-G10-24-S	4224	10"	24	0.030	0.040		

^① RMS current ratings are per UL average RMS method. UL max current rating is the maximum RMS current within the listed voltage range (16-33v for 24v units). For strobes the UL max current is usually at the minimum listed voltage (16v for 24v units). For audibles the max current is usually at the maximum listed voltage (33v for 24v units). For unfiltered FWR ratings, see installation instructions.

Notes: 1. Typical dBA at 10 feet is measured in an anechoic chamber.

Notes: 2. For bells all 12 VDC models are UL rated for 9.0 to 15.6 VDC and all 24 VDC models for 18.0 to 31.0 VDC.

Table 2. Specifications and ordering information: RSSP models

Model Number	Order Code	Nominal Voltage (VDC)	Strobe Candela	Average Current (AMPS) at Listed VDC	UL Max ①	Mounting Options ②
RSSP-24MCW-FR	9402	24	15/30/75/110	0.041/0.063/0.109/0.140	0.060/0.092/0.165/0.220	D, E, Z
RSSP-241575W-FR	7793	24	15 (75 on-axis)	0.060	0.090	D, E, Z
RSSP-121575W-FR	7798	12	15 (75 on-axis)	0.152	0.255	D, E, Z

① RMS current ratings are per UL average RMS method. UL max current rating is the maximum RMS current within the listed voltage range (16-33v for 24v units). For strobes the UL max current is usually at the minimum listed voltage (16v for 24v units). For audibles the max current is usually at the maximum listed voltage (33v for 24v units). For unfiltered FWR ratings, see installation instructions.

② Refer to data sheet TD450028EN for mounting options.

Wheelock products must be used within their published specifications and must be PROPERLY specified, applied, installed, operated, maintained and operationally tested in accordance with their installation instructions at the time of installation and at least twice a year or more often and in accordance with local, state and federal codes, regulations and laws. Specification, application, installation, operation, maintenance and testing must be performed by qualified personnel for proper operation in accordance with all of the latest National Fire Protection Association (NFPA), Underwriters' Laboratories (UL), National Electrical Code (NEC), Occupational Safety and Health Administration (OSHA), local, state, county, province, district, federal and other applicable building and fire standards, guidelines, regulations, laws and codes including, but not limited to, all appendices and amendments and the requirements of the local authority having jurisdiction (AHJ).

Architects and engineers specifications

The alarm appliances shall be Wheelock MB vibrating motor bells or approved equal. They shall be UL Standard 464 Listed for Fire Protective Service. Shells shall be aluminum in 6" or 10" diameter. Sound output at 10 feet shall be 92 dBA. The bells shall incorporate a permanent magnet motor and suppression circuitry to minimize RFI. They shall include a built-in trimplate for semi-flush mounting to a standard 4" square backbox or surface mounting to Wheelock's indoor BB backbox or outdoor WBB backbox.

For bell strobe applications, retrofit plates Wheelock RSSP with multi-candela or single candela strobes shall be used. All bell models shall be polarized for line supervision and shall have screw terminals for in/out field wiring of #12 to #18 AWG wire. Operating voltage shall be nominal 24 VDC or 12 VDC. Finish on all models shall be textured enamel.

Note: Due to continuous development of our products, specifications and offerings are subject to change without notice in accordance with Cooper Wheelock, Inc., dba Eaton, standard terms and conditions.



WE ENCOURAGE AND SUPPORT NICET CERTIFICATION
3-YEAR WARRANTY

Eaton
1000 Eaton Boulevard
Cleveland, OH 44122
United States
Eaton.com

Eaton
Life safety & mass notification solutions
273 Branchport Ave.
Long Branch, NJ 07740
www.eaton.com/massnotification

© 2016 Eaton
All Rights Reserved
Printed in USA
Publication No. TD450055EN
September 2016