

110-Style Cross-connect Products


Wall Mounting Frame Tower and Extension

APPLICATION

For wall mount 110 cross-connections requiring high densities and additional cable access within a compact space. Mount to walls or backboards in building entrance facilities, telecommunications closets and equipment rooms.



Basic Mounting Frame Kits include three 100-pair bases, mounting frame, cable tray, connector blocks, three horizontal cord managers, label strip holders, and white label strips.



SPECIFICATION

The 110 panels shall mount to walls or backboards in a mounting-frame style unit which provides additional cable access and horizontal cord management. The units shall be TIA -568-C compliant, and made in the United States. The mounting frames shall support up to three 100-pair wiring bases, with the capability to accept extension units to create higher densities of up to 900 pairs per tower. The mounting frames shall be made of 16 gauge steel; wiring bases and blocks shall be made of fire-retardant plastic rated UL 94V-0, with provision for ANSI/TIA-606-B compliant labeling.

FEATURES

- Vertical Cord Managers help route patch cords in high density applications
- Horizontal rack-mount cord organizer available
- Basic wall-mount unit features 300-pair capacity
- Extension Kits add up to 600 extra pairs
- Rear cable channel, side slots, horizontal cord managers, and bottom cable tray included

DESIGN CONSIDERATIONS

- Each unit has a 300 pair capacity
- Tower and wall-mount cord manager densities of up to 900 pairs are achieved by adding extension units onto basic units, up to three units high. For the first 300 pairs, specify basic mounting frame units or kits. For each additional 300 pair requirement (up to 900 pairs), specify extension mounting frame units or kits
- Port ID option: Use the label strips and holders provided with the kit versions of these products
- Mount securely to wood-based backboard
- Route cable bundles through the back of the mounting frame; secure with cable ties, without over-stressing the cables
- Route individually marked cables through the side slots provided; entering from both the left and right sides
- Position vertical cord managers adjacent to wall mounting frame units and kits

STANDARDS COMPLIANCE

Meets all applicable standards: complies with ANSI/TIA-568-C

PHYSICAL SPECIFICATIONS

Dimensions See page 2

Material Mounting frames and vertical cord managers are made of 16 gauge steel. Wiring bases, horizontal cord managers, and C-4/C-5 connector blocks are made of fire-retardant plastic rated UL 94V-0. Connector blocks have solder plated IDCs.

COUNTRY OF ORIGIN

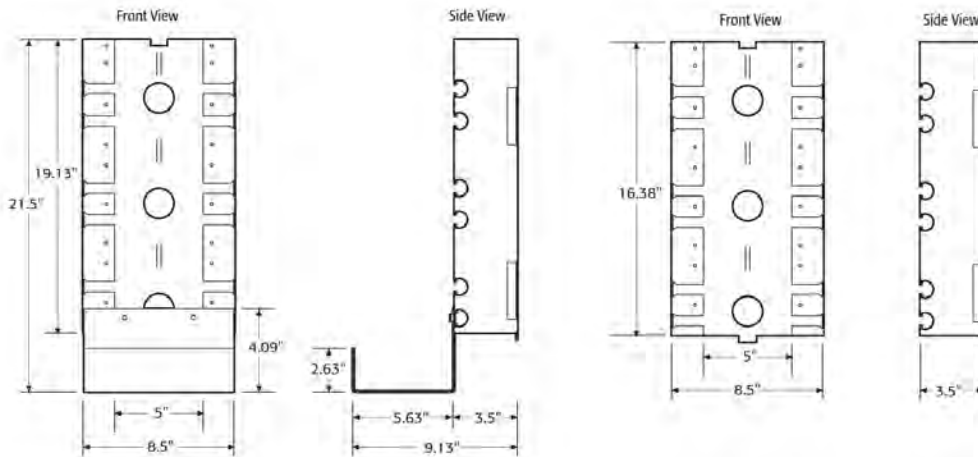
Taiwan

WARRANTY INFORMATION

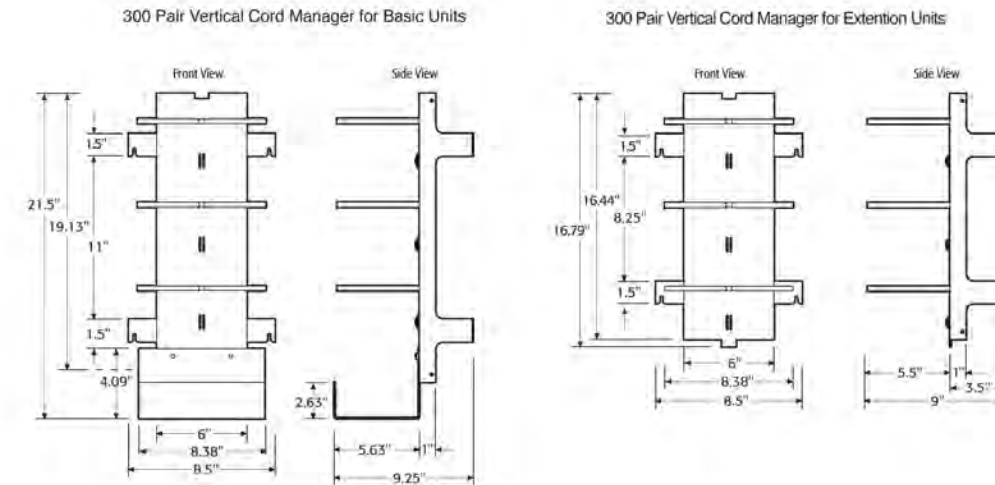
For a copy of Leviton product warranties, visit leviton.com/warranty.

ELECTRONIC FILES

For CAD files, technical specs, or technical drawings (.DXF, .DWG), visit www.leviton.com.



41MB2-3Fx, 41MB2-EXT, 41MB2-SMx, 41880-xxx



PART NUMBERS	
DESCRIPTION	PART NO.
300-pair Basic Mounting Frame Unit (sheet metal frame and bottom cable tray only)	41MB2-SMF
300-pair Extension Mounting Frame Unit (sheet metal frame only)	41MB2-SME
Basic Mounting Frame Kit with three 100-pair bases, mounting frame, cable tray, 75 C-4 connector blocks, three horizontal cord managers, label strip holders and white label strips	41MB2-3F4
Basic Mounting Frame Kit with three 100-pair bases, mounting frame, cable tray, 60 C-5 connector blocks, three horizontal cord managers, label strip holders and white label strips	41MB2-3F5
Extension Mounting Frame Kit with three 100-pair bases, mounting frame, 60 C-4 and 12 C-5 connector blocks, three horizontal cord managers, label strip holders and white label strips	41MB2-EXT
300-pair Vertical Cord Manager, Basic Unit, includes bottom cable tray	41880-300
300-pair Vertical Cord Manager, Extension Unit	41880-EXT



Leviton Network Solutions
 2222 - 222nd St. SE
 Bothell, WA 98021-4416

Asia / Pacific
 T +1.631.812.6228
 E infoasean@leviton.com

Canada
 T +1.514.954.1840
 E pcservice@leviton.com

Caribbean
 T +1.954.593.1896
 E infoacaribbean@leviton.com

China
 T +852.2774.9876
 E infochina@leviton.com

Colombia
 T +57.1.743.6045
 E infocolombia@leviton.com

tel 1-800-824-3005
 tel +1-425-486-2222
 appeng@leviton.com
 www.leviton.com

Europe
 T +33.6.8869.1380
 E infoeurope@leviton.com

India / SAARC
 T +91.80.4322.5678
 E infoindia@leviton.com

Mexico
 T +52.55.5082.1040
 E lsamarketing@leviton.com

Middle East & Africa
 T +971.4.886.4722
 E lmeinfo@leviton.com

South Korea
 T +82.2.3273.9963
 E infokorea@leviton.com