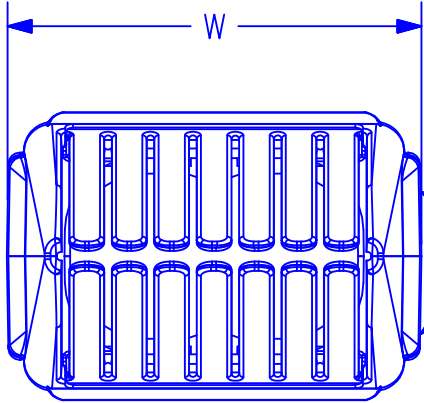
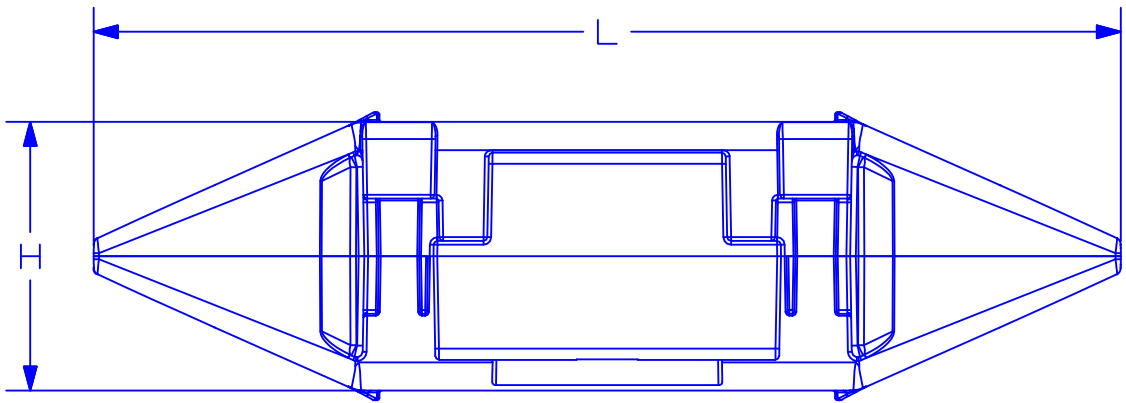
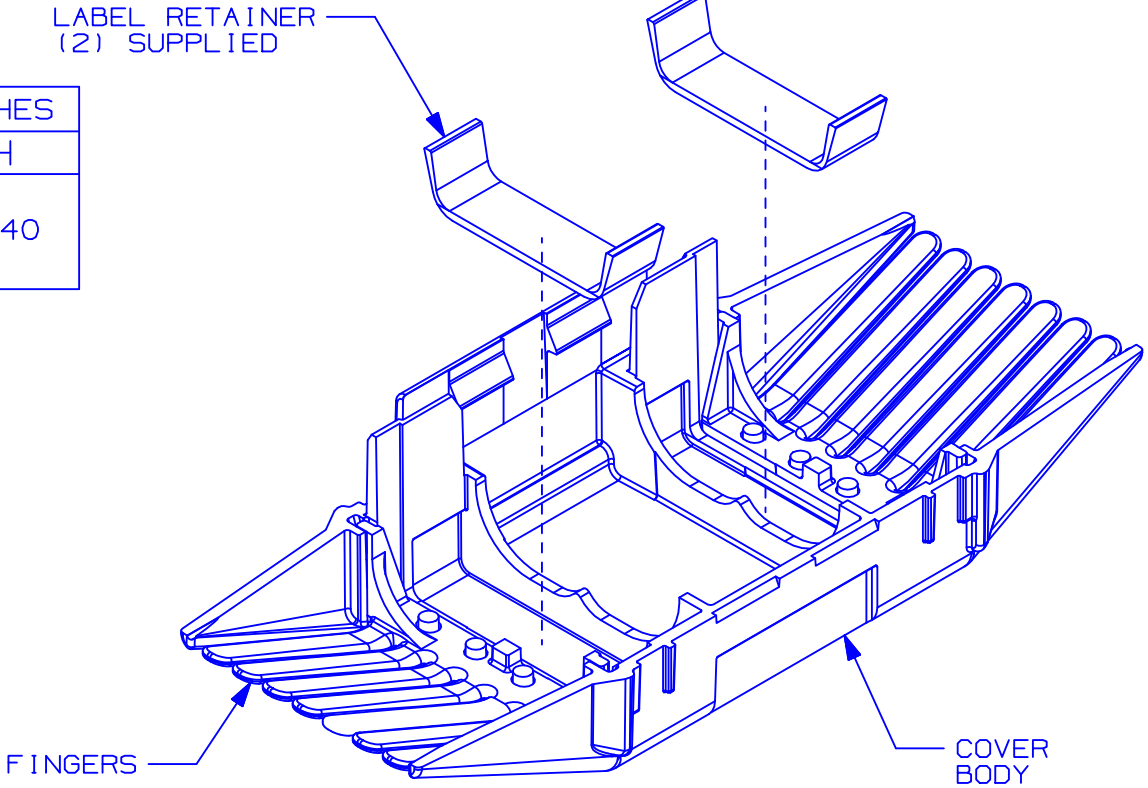


PART NUMBER	FOR PANDUIT H-TAPS	DIMENSIONS IN INCHES		
		L	W	H
CLRCVR3-1	HTCT250-8-1 HTCT250-2-1 HTCT250-250-1	5.35	2.16	1.40



TWO PIECE CONSTRUCTION
WITH SNAP TOGETHER
LATCHES

NOTES:

1. MATERIAL:
CLEAR POLYCARBONATE COVER BODY WITH
BLACK POLYPROPYLENE FINGERS.
A) HIGH IMPACT STRENGTH
B) U.V. RESISTANT
C) FLAMMABILITY RATED (UL94 V-0)
D) LIMITING OXYGEN INDEX
(L.O.I.) = 28 MINIMUM.
2. UL LISTED & CSA CERTIFIED:
A) WHEN USED WITH SPECIFIED PANDUIT
H-TAPS
B) MAXIMUM TEMPERATURE RATING OF
INSULATION MATERIAL: 90°C
C) VOLTAGE RATING OF COVER: 600V. MAX.
3. COVER PART NUMBER INCLUDES TWO (2) COVER
HALVES, TWO (2) MATTED SURFACE SNAP IN
LABEL RETAINERS, AND TWO (2) CABLE TIES
TO SUPPLEMENT THE MOLDED-IN LATCHES.



LISTED
WIRE CONNECTOR



CERTIFIED

									CAD FILENAME/LAYERS	C41474_00
									PANDUIT CORP. TINLEY PARK, ILLINOIS	
									HTAP CLEAR COVER CLRCVR3 CUSTOMER DRAWING	
									UNLESS OTHERWISE SPECIFIED, DIMENSIONAL TOLERANCES ARE: (.X) ± .06 (.XXX) ± .06 (.XX) ± .06 ANGLES ± .06	
									UNLESS OTHERWISE SPECIFIED, ALL DIMENSIONS ARE GIVEN IN INCHES, THIRD ANGLE PROJECTION.	
									DRAWN BY JHNU	MAT'L: SEE NOTES
00	12/04	JHNU		DRAWING RELEASED					DATE 12/22/04	
REV	DATE	BY	CHK	DESCRIPTION			ECN	PM	CUST	CHK'D